



University Rehabilitation Institute
Republic of Slovenia

**Cost benefit study of Slovenian enterprises and
employment centers for Pwd:
Is employment of PwD beneficial for PwD and the
community?**

Aleksandra Tabaj PhD and Črtomir Bitenc

**21st EUMASS Congress of Insurance Medicine and
Social Security and the 4th International Congress of
Medical Assessors in Ljubljana, Slovenia, 9 - 11 June
2016**

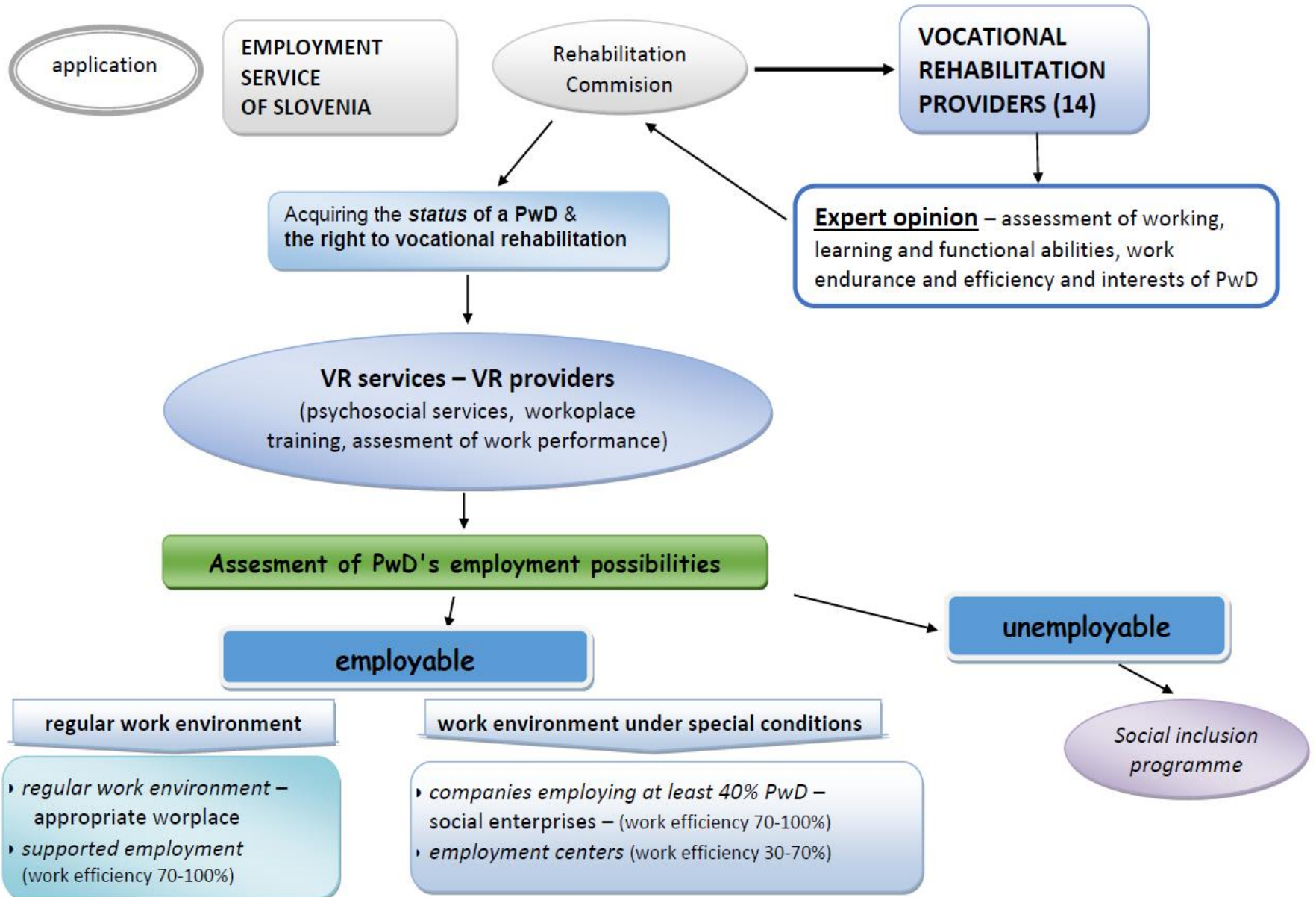
Nothing to disclose!

Working group:

Aleksandra Tabaj and Črtomir Bitenc, URI SOČA -
Development center for VR

- ▶ Tatjana Brumnič-Smrekar, Association of enterprises for PwD Slovenia
- ▶ mag. Jožica Šauperl Fridau, Arcont IP d.o.o. - Enterprise for PwD
- ▶ mag. Tatjana Dolinšek , Racio d.o.o., VR provider
- ▶ mag. Suzana Zadavec and mag. Janez Vidmar, Association of employment centers Slovenia
- ▶ Gregor Žohar and Tatjana Pocajt, GAMP MEDIA d.o.o. (Accountancy)

Vocational Rehabilitation Process



Low costs low effects

High costs high effects

Year	All employed PwD	PwD employed at open labour market	PwD employed in enterprises for PwD (social economy)	PwD employed at employment centers (social economy)
2006	32.682	26.129 (79,9 %)	6.441 (19,7 %)	112 (0,34 %)
2007	33.057	26.591 (80,4 %)	6.305 (19,1 %)	161 (0,48 %)
2008	33.806	27.261 (80,6 %)	6.358 (18,8 %)	187 (0,55 %)
2009	32.212	26.283 (81,6 %)	5.706 (17,7 %)	223 (0,69 %)
2010	30.399	24.777 (81,5 %)	5.364 (17,6 %)	258 (0,85 %)
2011	30.551	24.799 (81,2 %)	5.449 (17,8 %)	303 (0,99 %)
2012	29.975	23.986 (80,0 %)	5.672 (18,9 %)	317 (1,06 %)

Unemployed PwD: 17.397, 42 % unemployed rate (Oct.)

Year (31.12.)	No. of enterprises for PwD	Employed in enterprises	Employed PwD	Employed without disabilities	% of PwD employed
2008	165	14.599	6.358	8.241	45
2009	159	13.266	5.706	7.560	43
2010	153	12.343	5.364	6.979	43
2011	142	11.795	5.449	6.346	46
2012	144	11.320	5.672	5.648	50
2013* (Oct.)	139	11.212	5.623	5.589	50

Cost-benefit analysis of enterprises employing persons with disabilities

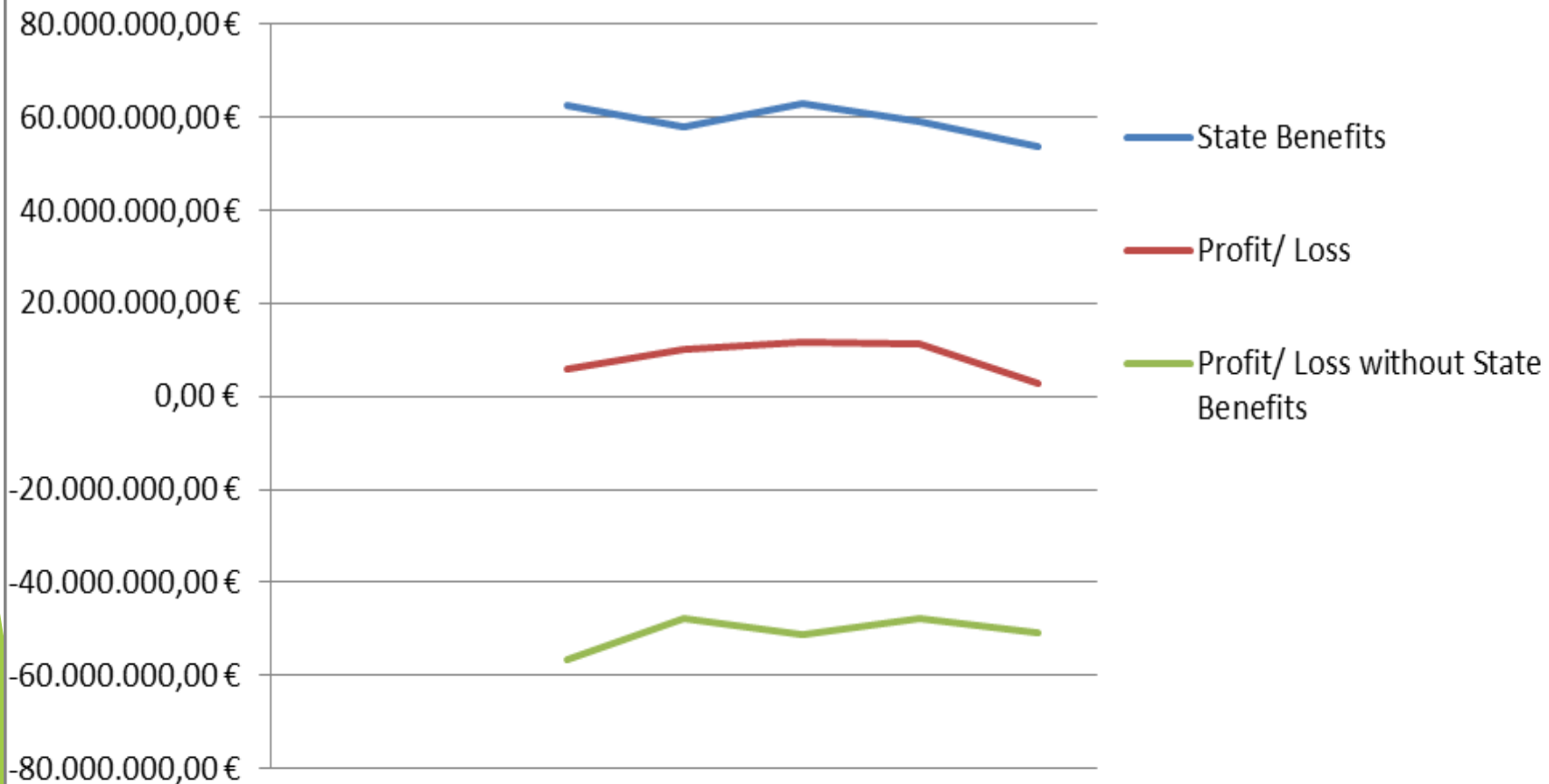
	2008	2009	2010	2011	2012
Input from the state - total	62.640.788,00	57.750.608,00	62.979.170,00	58.937.921,00	53.677.224,00
Payed taxes from enterprises - total	71.347.980,75	61.962.209,81	58.603.854,32	58.533.084,87	51.228.211,52
Payed taxes comparing to input from the state	114%	107%	93%	99%	95%
Average costs per employee with disabilities per month, payed from the state	126,90	66,70	77,73	6,84	41,40

Cost benefit analysis of Employment center, case study (data for 2012)

1.	Resources from the state (employed 28 PwD and 6 professional workers)	429.721
1.1.	Resources for employment centre	77.109
1.2.	Subvention of wages	157.299
1.3.	Resources from pension and disability insurance	195.313
	Resources per employee with disability per year	15.347
	Share of state resources in the income of employment center	64%
2.	Active resources from the employment centre (what they earn on the labour market)	240.000
	Active resources per employee with disability per year	7.058
	Share of active resources	36%
	TOTAL: systemic + active resources	669.721
	Resources per employed person with disability	23.919
3.	BENEFITS	653.488
3.1.	Direct benefits	293.548
	a) Value added tax (VAT)	48.000
	b) Tax on wages	36.000
	c) Wages – value added tax from wages	82.800
	č) Social payments	114.920
	d) Health insurance	11.828
3.2.	Indirect benefits	359.940
	a) Wages (social payments not counted in this)	216.280
	b) Subventions from the state, not payed (assessment 100 EUR per employee)	40.800
	c) Investments and retaining the work places	66.600
	č) Productivity of pwd is mantained	36.260
4.	SHARE OF BENEFITS COMPARING TO INPUT FROM THE STATE	152%

INDICATORS	2008	2009	2010	2011	2012
All employees	12.970	11.584	10.650	10.688	9.625
From that, PwD	5,836	5.262	4.691	4.935	4.930
% of PwD	45,00%	45,42%	44,05%	46,17%	51,22%
Staff Benefits	62.460.788 €	57.750.608 €	62.979.170 €	58.937.921	53.677.224 €
Profit/ Loss	5.829.891 €	10.071.322 €	11.643.713 €	11.218.320	2.755.373 €
Profit/ Loss without Staff Benefits	-56.630.897 €	-47.679.286 €	-51.335.457 €	-47.719.601 €	-50.921.851 €

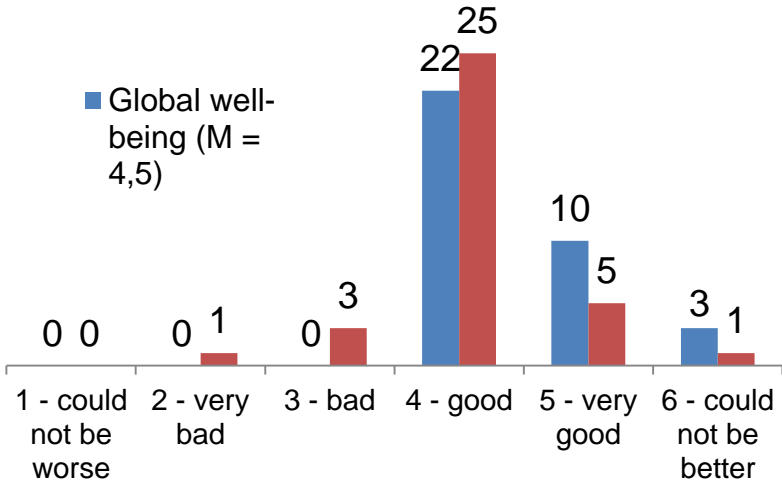
JOINT RESULTS WITH/WITHOUT THE AID (2008 - 2012)



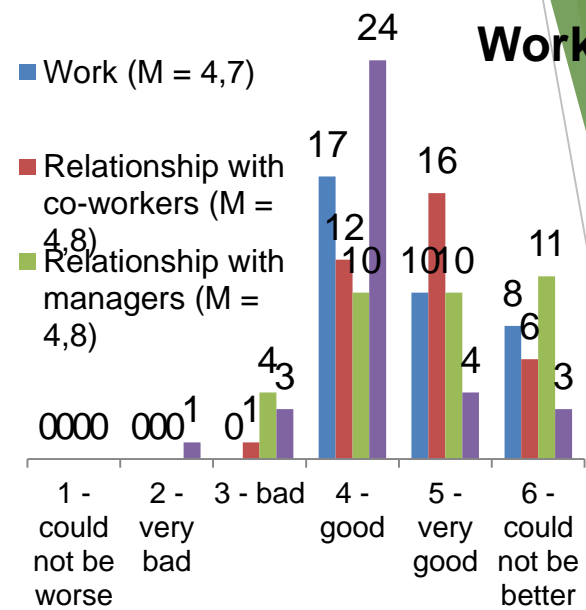
Lanchashire Quality of Life Questionnaire



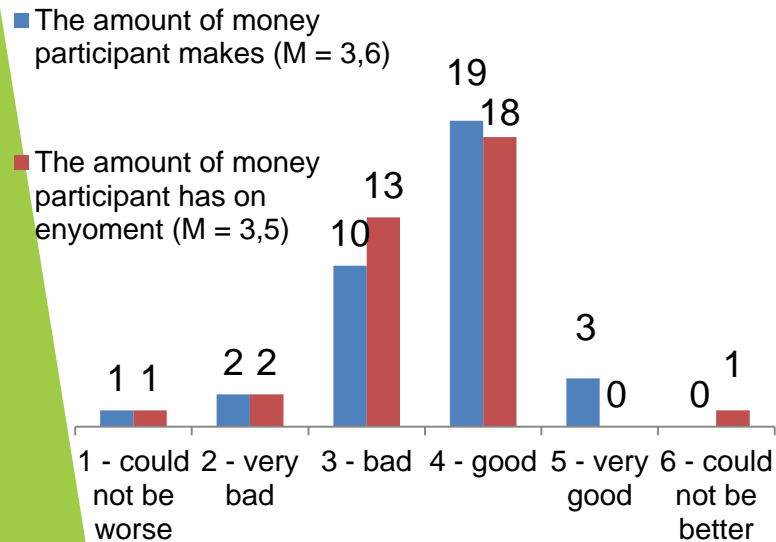
Global well-being & Health



Work



Finances



Employment: before - after



Thank you for your attention!

Contact:

aleksandra.tabaj@ir-rs.si